



Internet connections are not always readily available in intervention areas: «connection sharing» provides a potential solution to this problem by enabling one device to share its internet connection with other devices.



WHAT IS THE PURPOSE ?

Connection sharing allows one smartphone with a SIM card with internet credit to share its Wi-Fi connection with other internet-enabled devices. This feature could be used to connect the users own computer, those of other team members or, where necessary, even to provide Wifi directly to beneficiaries.



- Increased internet access provided by just one smartphone
- Minimal requirements
- Still works when no Wifi connection is available



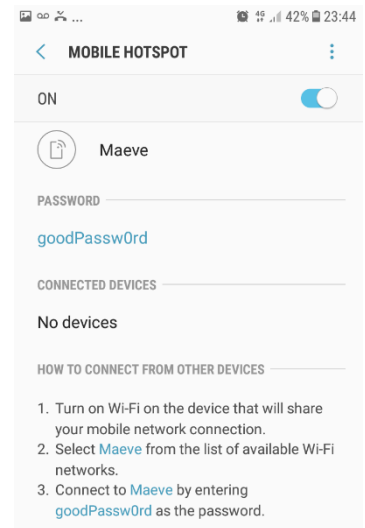
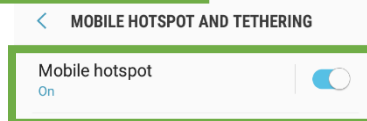
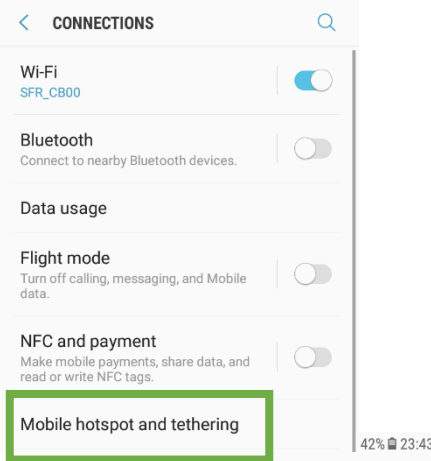
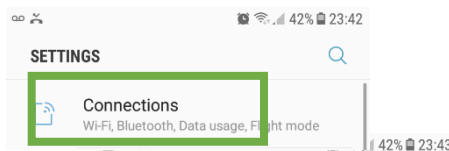
- Necessary to purchase a data plan
- Only works in areas where there is mobile network coverage
- A telephone cannot simultaneously share its connection and navigate

Prerequisites

- Have a SIM card with internet credit
- Ensure that the devices (phones, computers etc) you wish to connect are physically close (several metres) to the connected smartphone

HOW CAN WE DO IT?

1. In the phone settings, go to the section entitled « Connections » (or similar)
2. Turn on the « Mobile Hotspot » feature (or similar)
3. Under the « Configure » feature (or similar), choose the name of the network as well as the password that is required to connect to it. For example, « my android hotspot » has the password « aaaabbcc ». Check (e.g. on a computer) that this new network works with this name and password.



Be wary of the fact that a smartphone uses far less data than a computer (especially for pages with lots of interactive elements such as newspaper articles or maps).



Depends on the cost of the data plan. For example. Airtel Burkina provides 1GB of data a month for 1500CFA (around 3 euros).



Several minutes